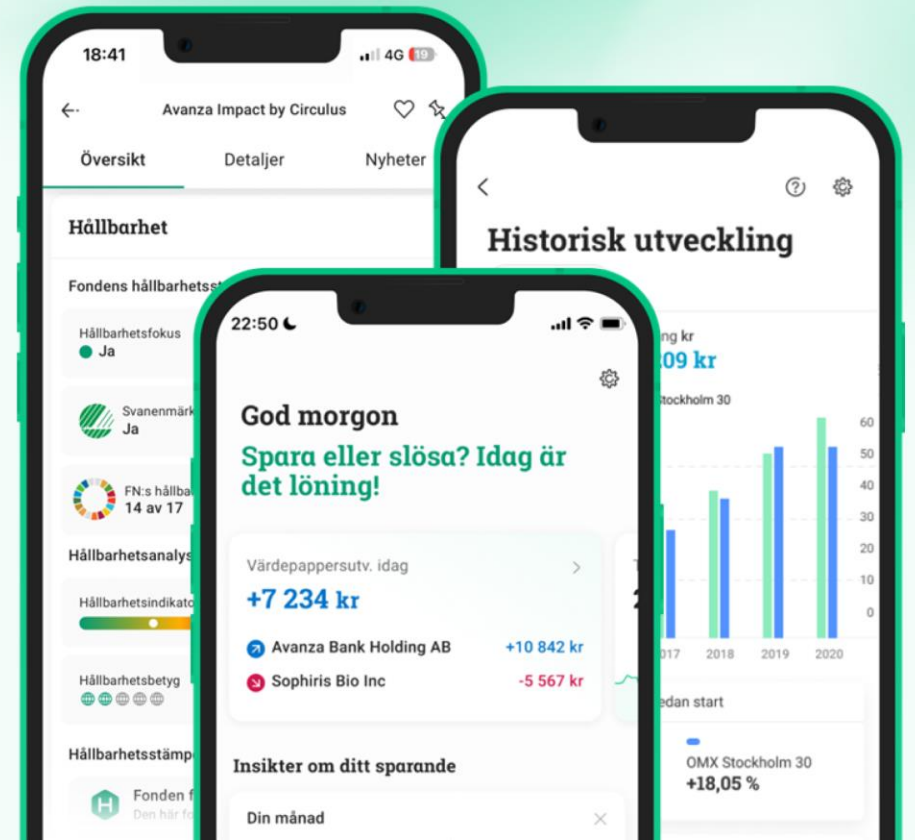
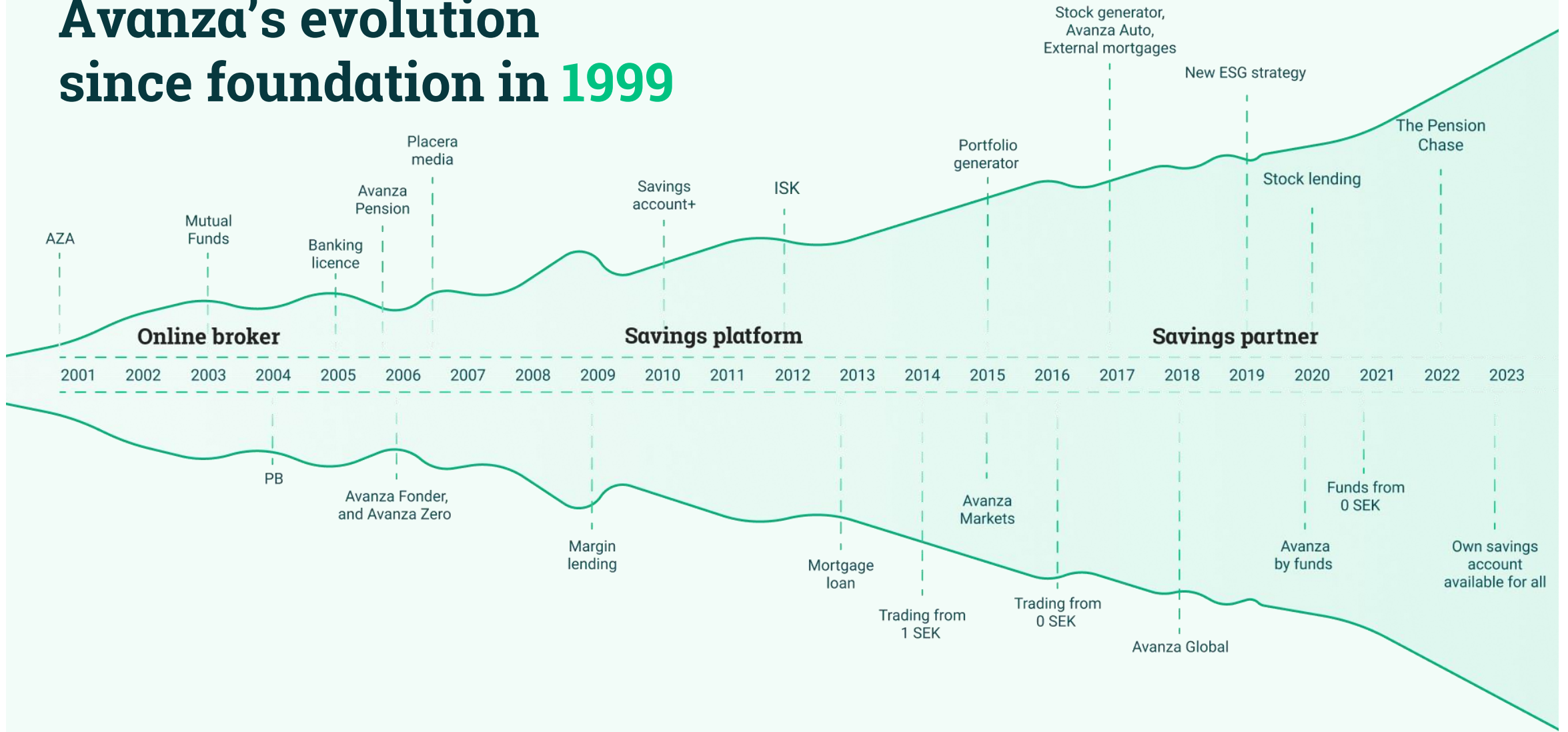


Company presentation and investment story



Avanza's evolution since foundation in 1999



Sweden's **leading** platform for savings and investments



No. 1 long-term target is to have the most satisfied savings customers in Sweden – won for the last 15 consecutive years

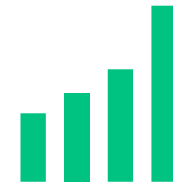
SQI, December 2024



2,055,000
customers

30 November 2024

SEK 952 bn
in savings
capital



30 November 2024

654
employees and
eNPS of
58

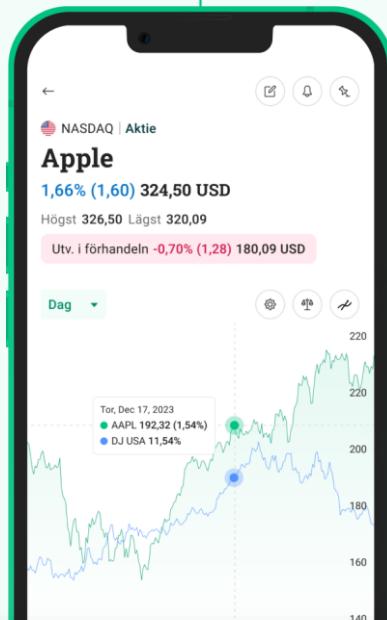
Yearly average 2023

7.5% market share of the
Swedish savings market

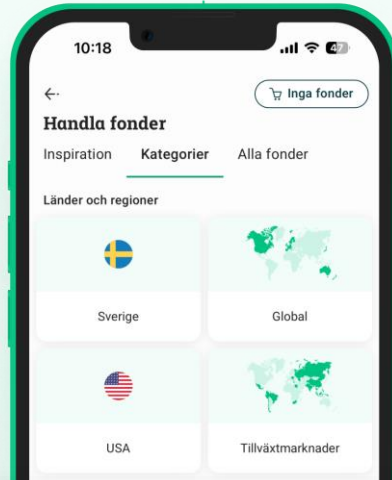
30 September 2024

Over 80 000 investment opportunities, together with decision-making tools, inspiration and education

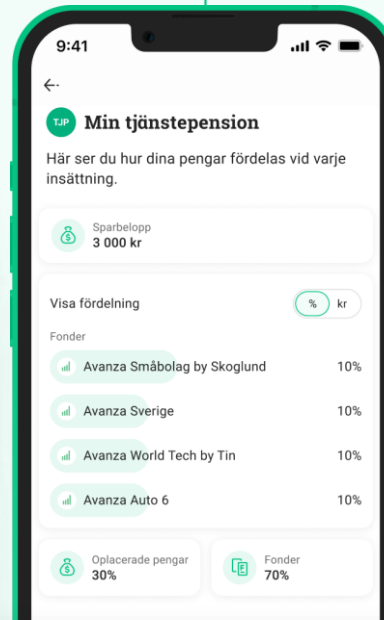
Equity trading



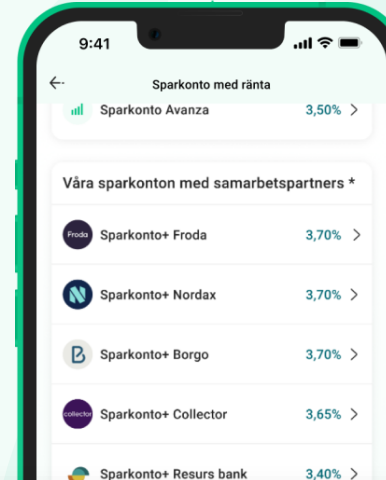
Mutual funds



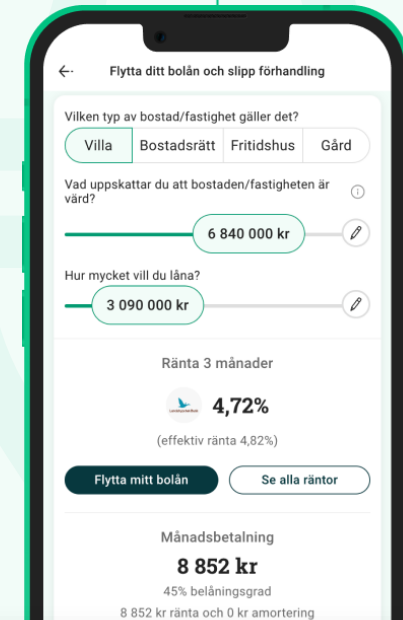
Retirement plans



Savings accounts

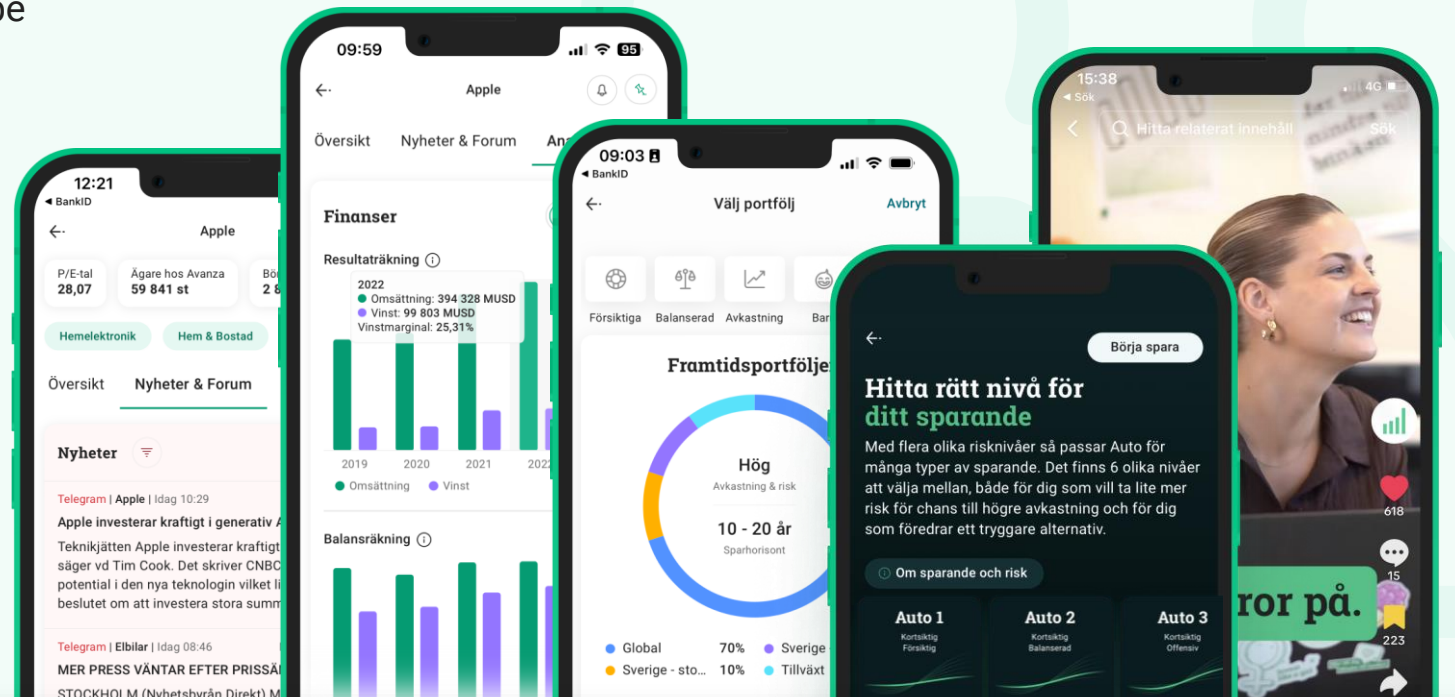


Mortgages and margin lending

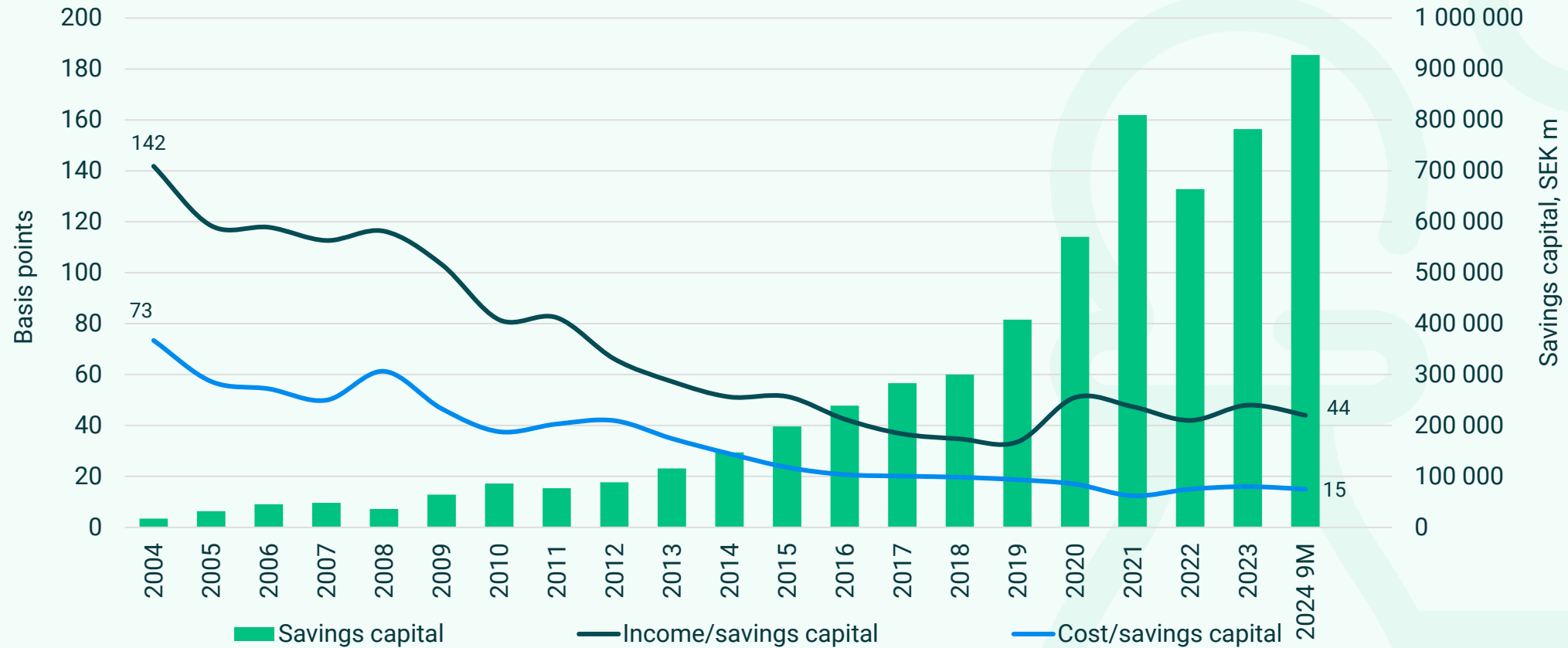


We don't give advice, but focus on decision-making tools

- The Avanza Academy
- The Avanza blog, podcasts and YouTube
- Auto funds
- Portfolio generator
- Stock generator
- Independent news site Placera
- Analysis tools



Business model built on scale



Capital light, fee-based business model

2024 9M	% of income
Net brokerage income	23
Fund commissions, net	19
Currency-related income, net	11
Net interest income (NII)	42
Other income, net ¹⁾	5

1) Mainly income from Avanza Markets, compensation for distribution and stock lending, but also advertising sales, subscriptions and customer's add-on services.

- Mainly fixed costs, ~60% staff related
- High scalability
- Self-finances through shareholders' equity and customer deposits
- High interest rate sensitivity
- Capital-efficient and low risk balance sheet

Strong position and asset quality

Limited on balance sheet lending
SEK 24.0 bn

30 September 2024



No realised credit losses
for over 10 years

On balance sheet deposits
SEK 67.2 bn

30 September 2024

24.7%

CET1 ratio

4.8%

Leverage ratio

30 September 2024

Solid financial position

38%

ROE

57%

Profit margin

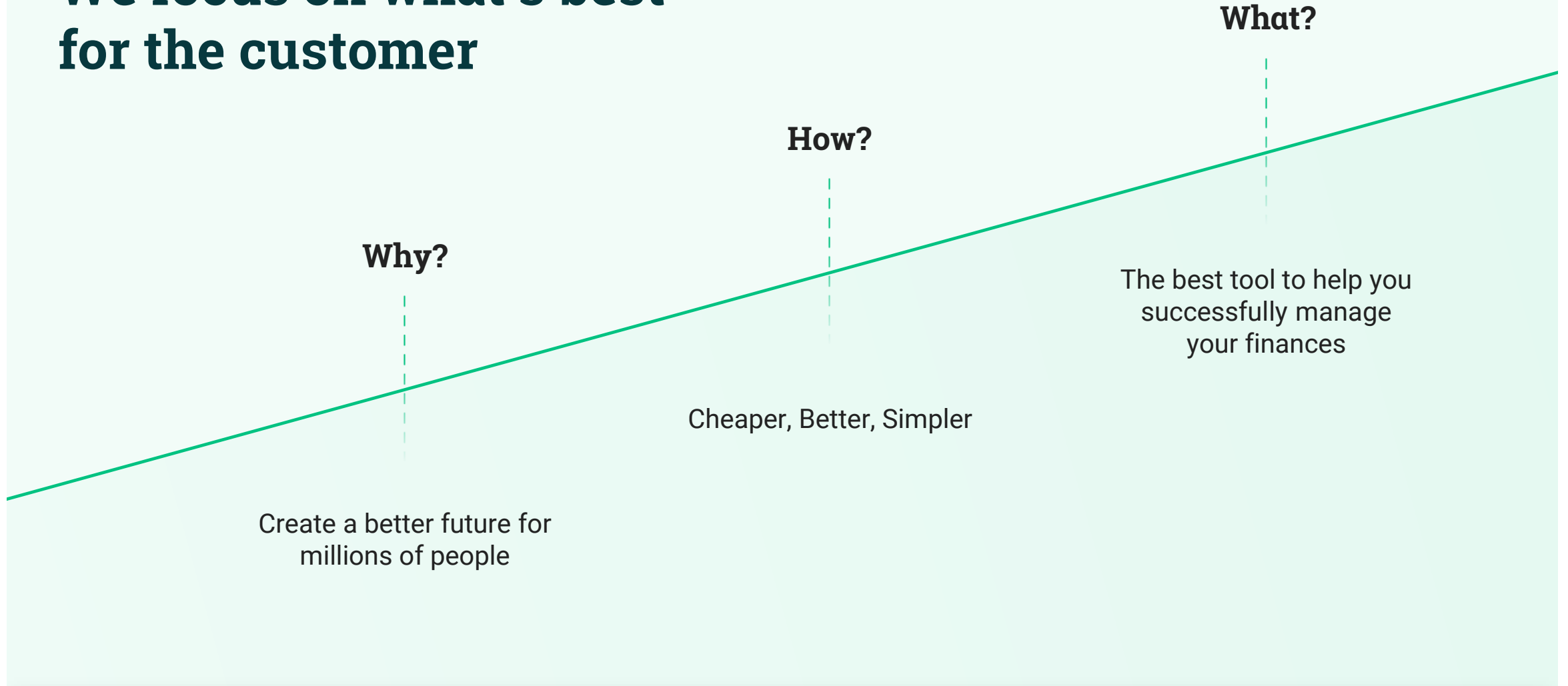
January-September 2024

High platform
availability

99.9%

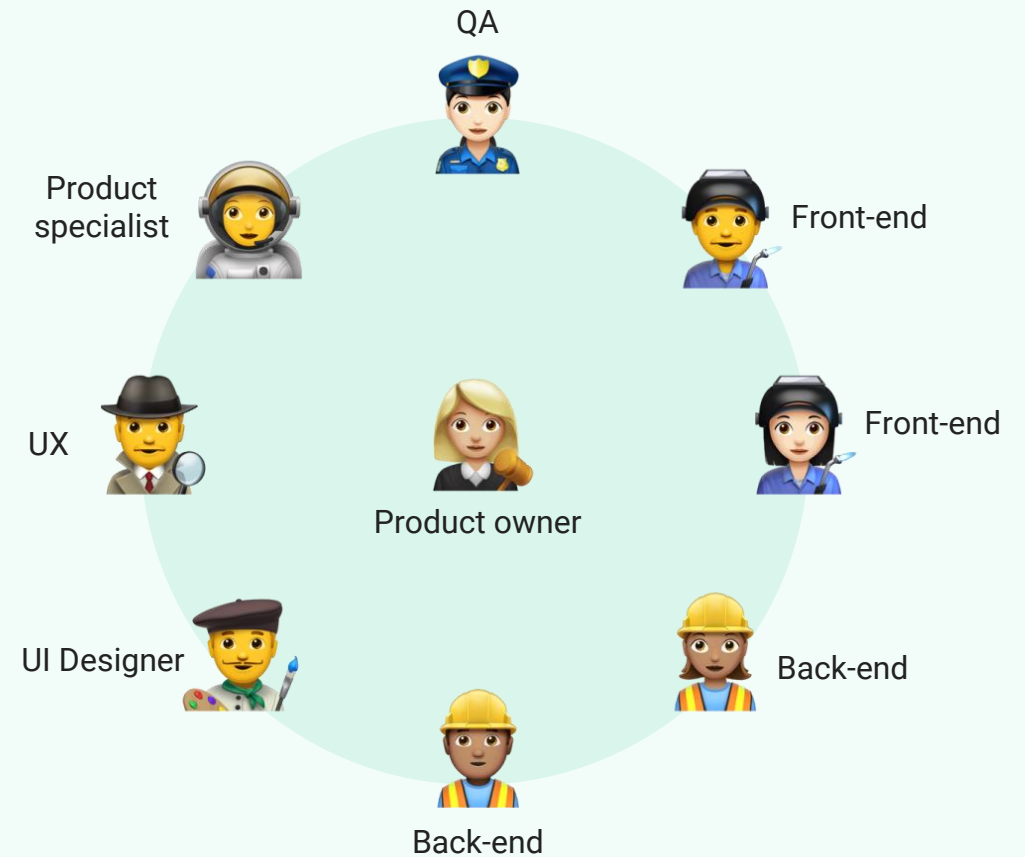
January – September 2024

We focus on what's best for the customer



A typical Avanza product team is fully equipped to reach its mission

- Product teams are experts within their domain and have all necessary skills in product development
- The same team innovates, optimises and maintains their product throughout its life cycle
- The team works within a larger area to ensure alignment with overall customer journey, product strategy and goals



We innovate together with our customers

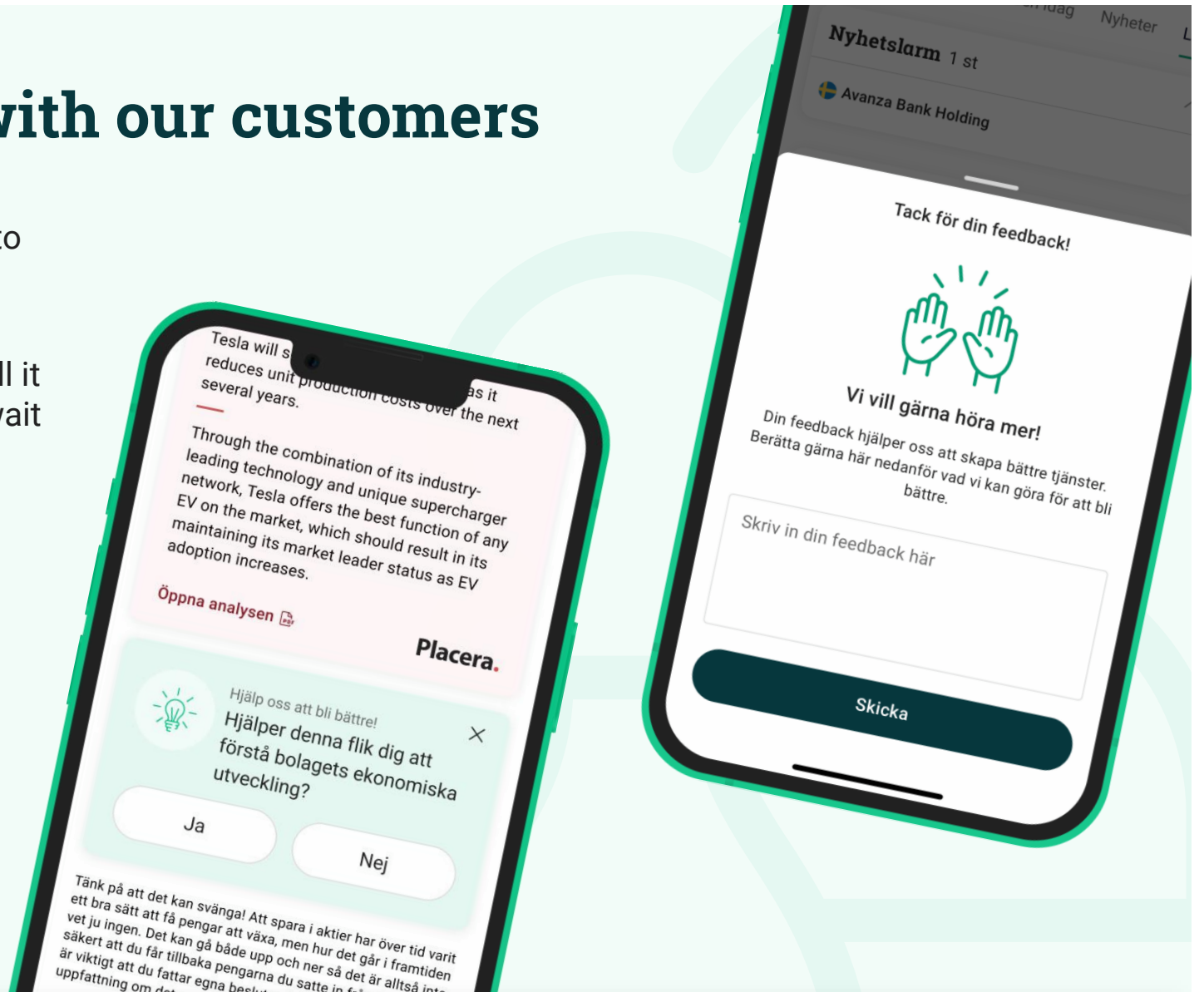
Customers can sign up for beta functionality to become test users of early releases of new features and provide feedback.

When we release a new feature, we initially roll it out only to a limited number of customers, await their feedback and make improvements accordingly, before releasing it broadly.

Our “feedback buddy” system also keeps our product teams close to the customers.

We work systematically with A/B testing, sharing insights between all product teams.

We also meet with hundreds of customers for interviews and user tests each year – and conduct surveys to understand our customers’ needs.



World-class user experience

It is in our DNA to constantly make improvements for the benefit of our customers.

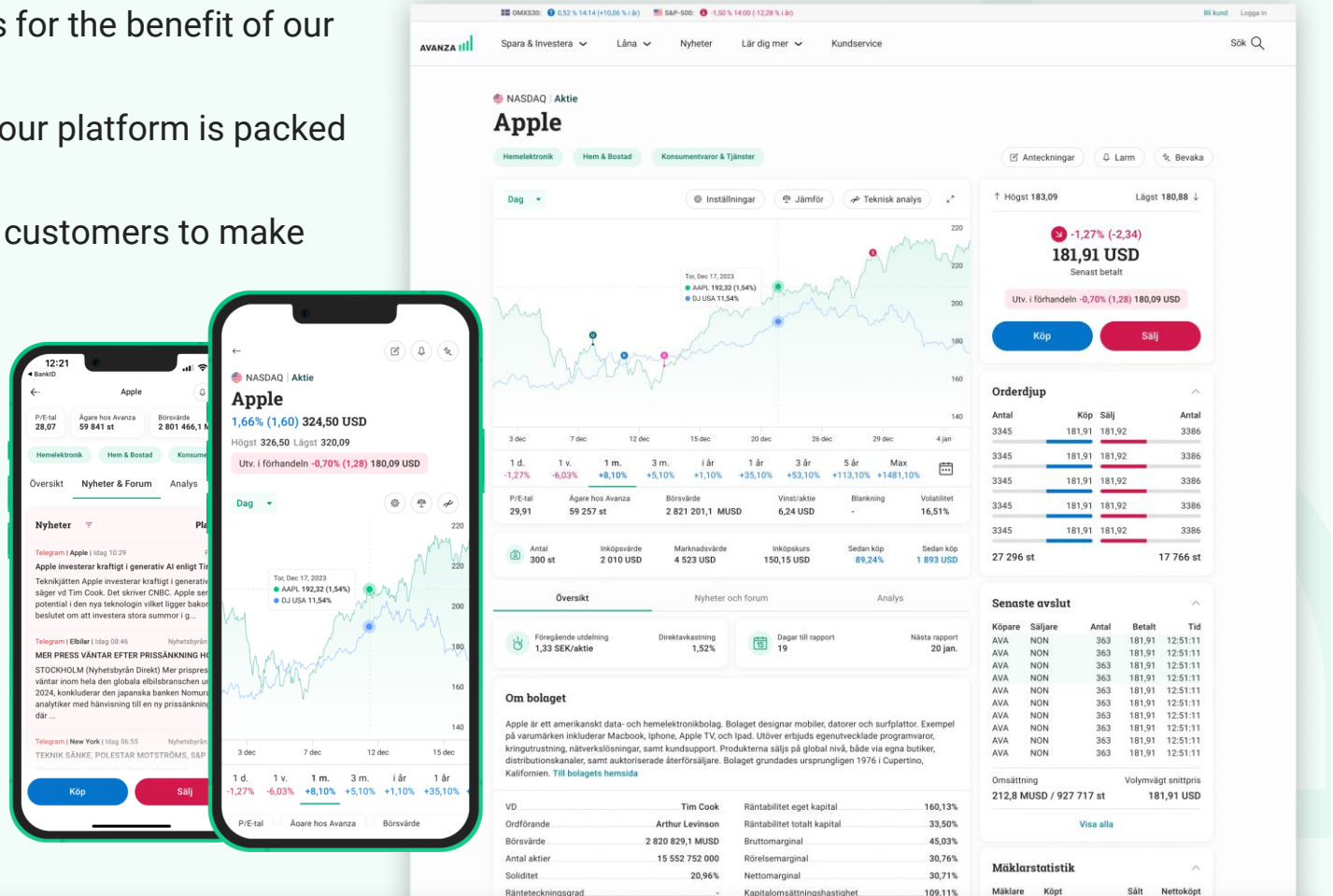
Our customer experience is extremely quick, and our platform is packed with real-time data.

The key is to create an experience empowers our customers to make informed investment decisions.

We collect customer data systematically – no one else in the industry has as much data and knowledge about retail savings and investments as Avanza.

We have a well-developed design system that allows us to maintain consistency in our product and roll out design changes within minutes.

During the past year, we have taken major steps to make our services accessible for customers with disabilities.



A diversified customer base of over 2 million

Our customers have different types of behaviours and needs – and our offering includes something for everyone



Novice

Risk-averse, is not active and wants everything to run smoothly with minimal effort



Save

Takes an interest in their economy, but needs some help and would like to learn more



Invest

Very interested in savings and has a well thought out long-term strategy for their investments



Trade

Professional trader, very active and makes both long- and short-term investments



For fun

Sees investing as a hobby, makes decisions based on gut feeling or recommendations and hopes for "skyrockets"

A strong brand and a loyal customer base

NPS
49



SQI, 2024

Highest considered financial company in Sweden in Verian's yearly survey



Daily active users
R12M ~ 399,000

30 September 2024



Most satisfied savings customers in Sweden – won for the last 15 consecutive years

SQI, 2024

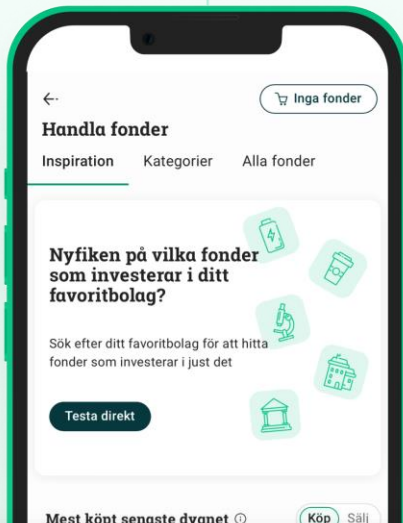
Churn, %
1.1

30 September 2024

Our superior customer experience, also makes us the perfect partner for product challengers

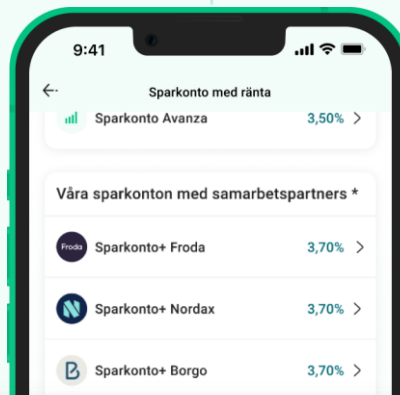
Mutual fund platform

Over 1,300 external funds on the platform and exclusive cooperations for actively managed funds



Third party savings

High yielding savings accounts with a number of partner banks



Mortgages

Our partners deliver low interest mortgages through our interface



Morgan Stanley

Exchange traded products

Exclusive exchange traded products with 0 brokerage fees



Social, environmental and economic sustainability are reflected in what we do and who we are

Sustainable organisation

Working actively to increase gender equality, diversity and employee engagement as well as tracking our climate impact and striving to reduce our ecological footprint – working towards net zero emissions.

Educate & challenge

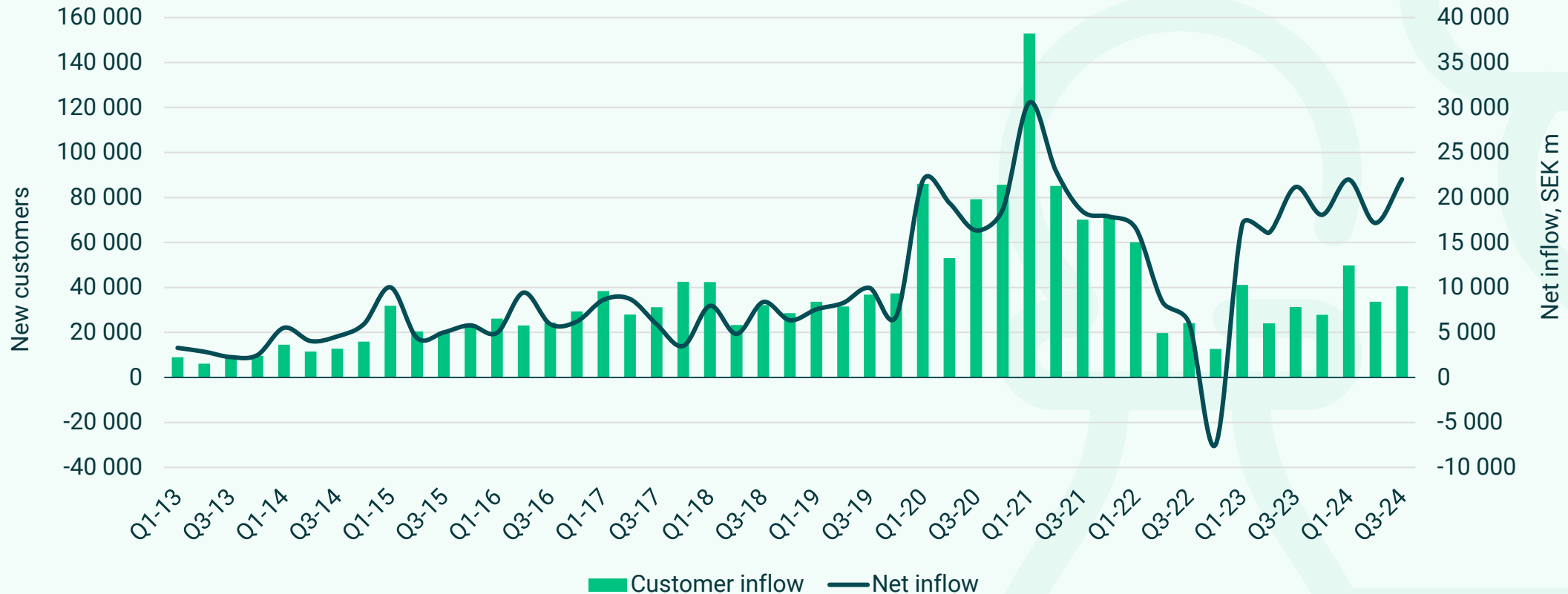
Working for improved financial literacy, more transparency in the finance industry and for increased gender equality in savings.

Sustainable investments

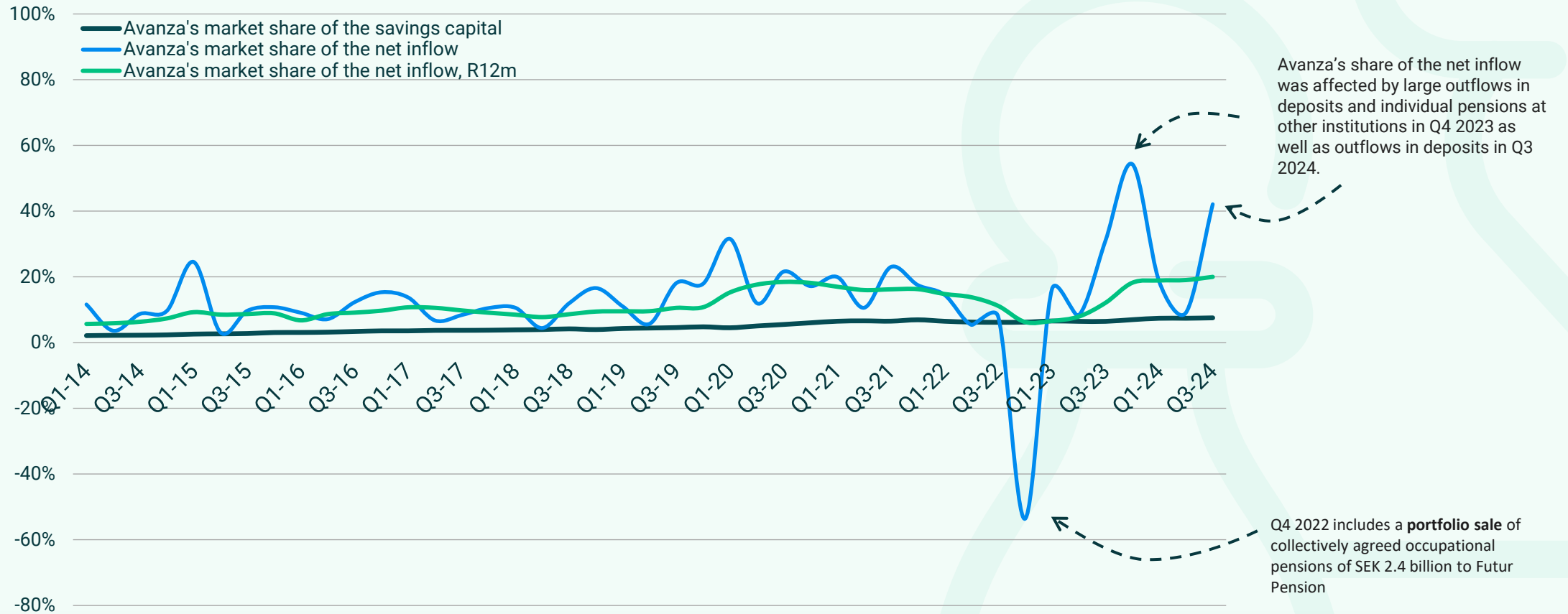
Offering sustainable alternatives and striving to make it easier for our customers to invest sustainably through concise information, decision support and education – while we do not offer investment advice.



Customer growth drives net inflow



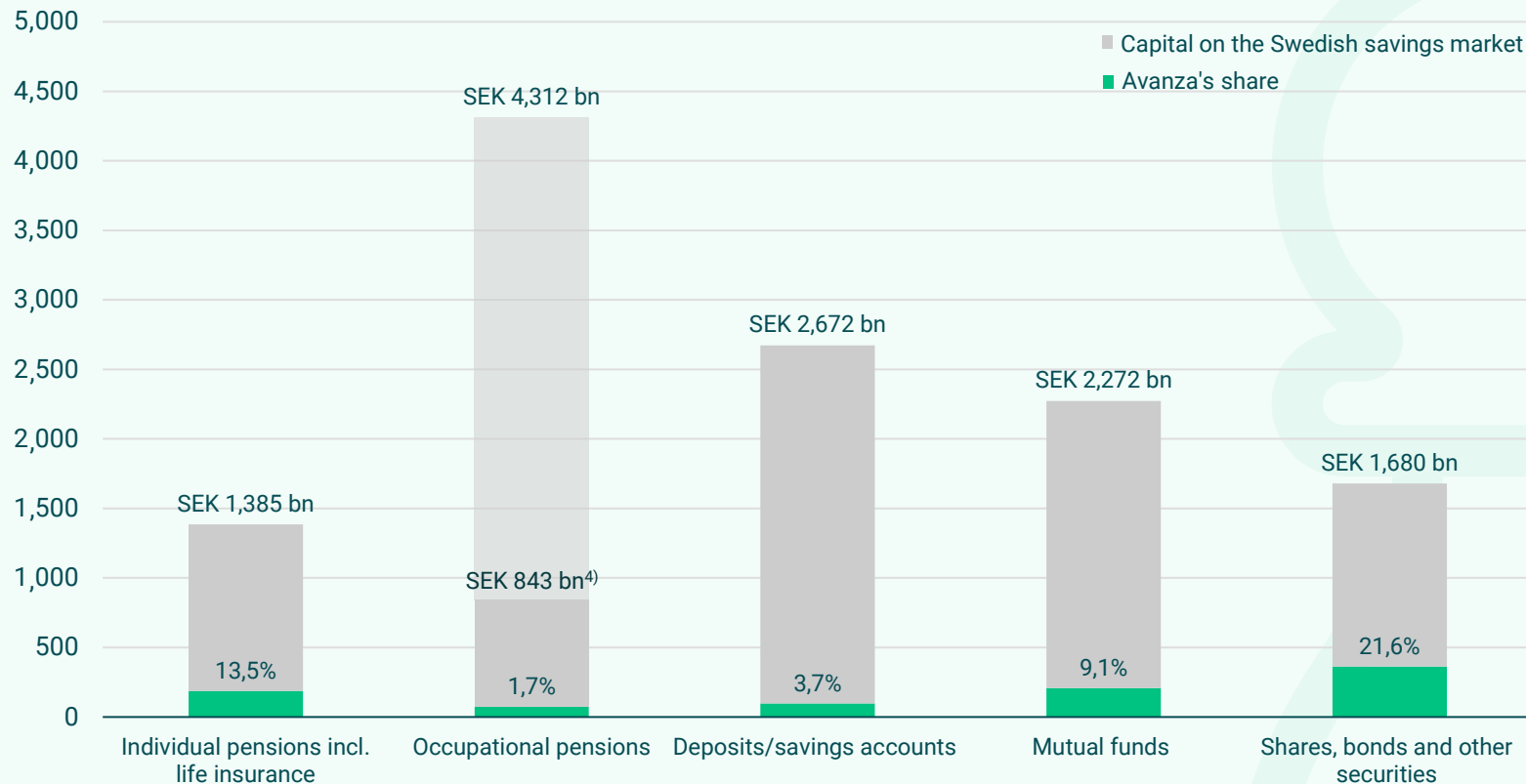
Market share of 20% rolling 12M of net savings on the Swedish savings market¹⁾



The net inflow to Avanza is seasonally higher in Q1 and lower in Q2. In Q2 this is due to dividends, tax refunds, higher pension premiums and partly annual payments to contractual pensions, which are not included in Avanza's customer offering.

¹⁾ SCB has revised the statistics for the entire time series in Q3 2024. As a result, historical figures have been updated.

Significant growth potential with a 7.5% market share of the Swedish savings market¹⁾



- The Swedish savings market SEK 12,322 bn²⁾
- Annual market growth of on average 7% last ten years³⁾
- An estimated 80% of the Swedish population saves in funds and around 20% own shares³⁾

²⁾ SCB, 30 September 2024

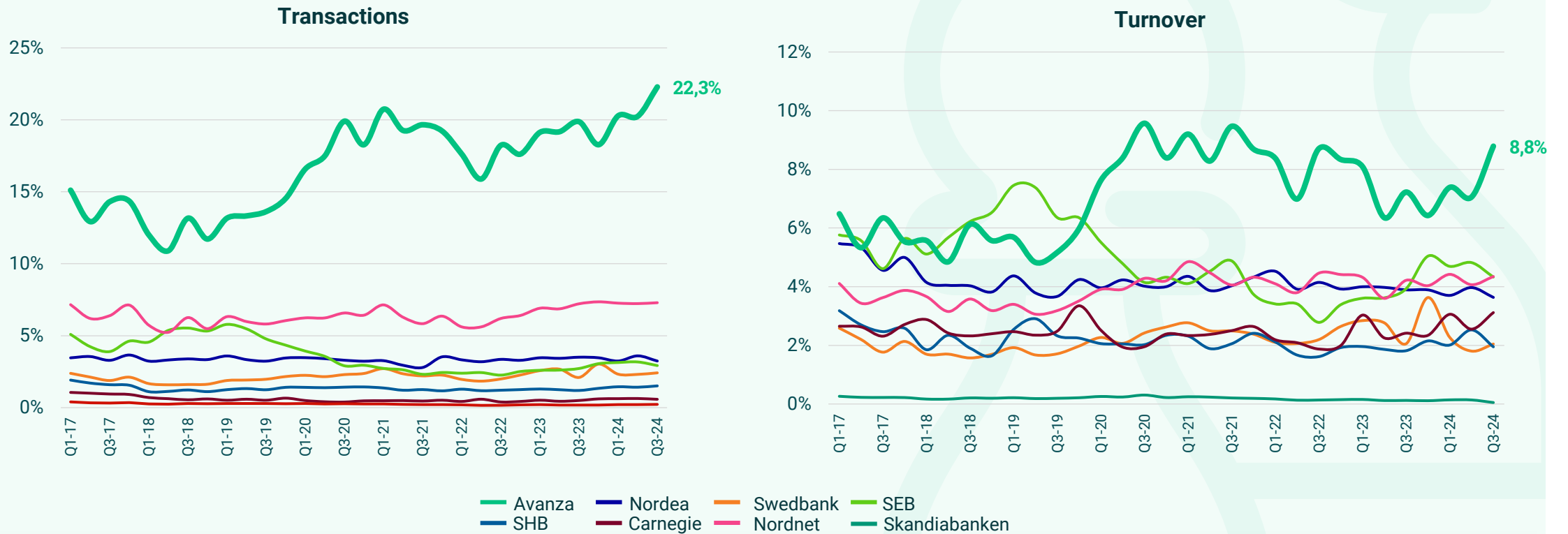
³⁾ Euroclear, March 2023

¹⁾ SCB has revised the statistics for the entire time series in Q3 2024. As a result, historical figures have been updated.

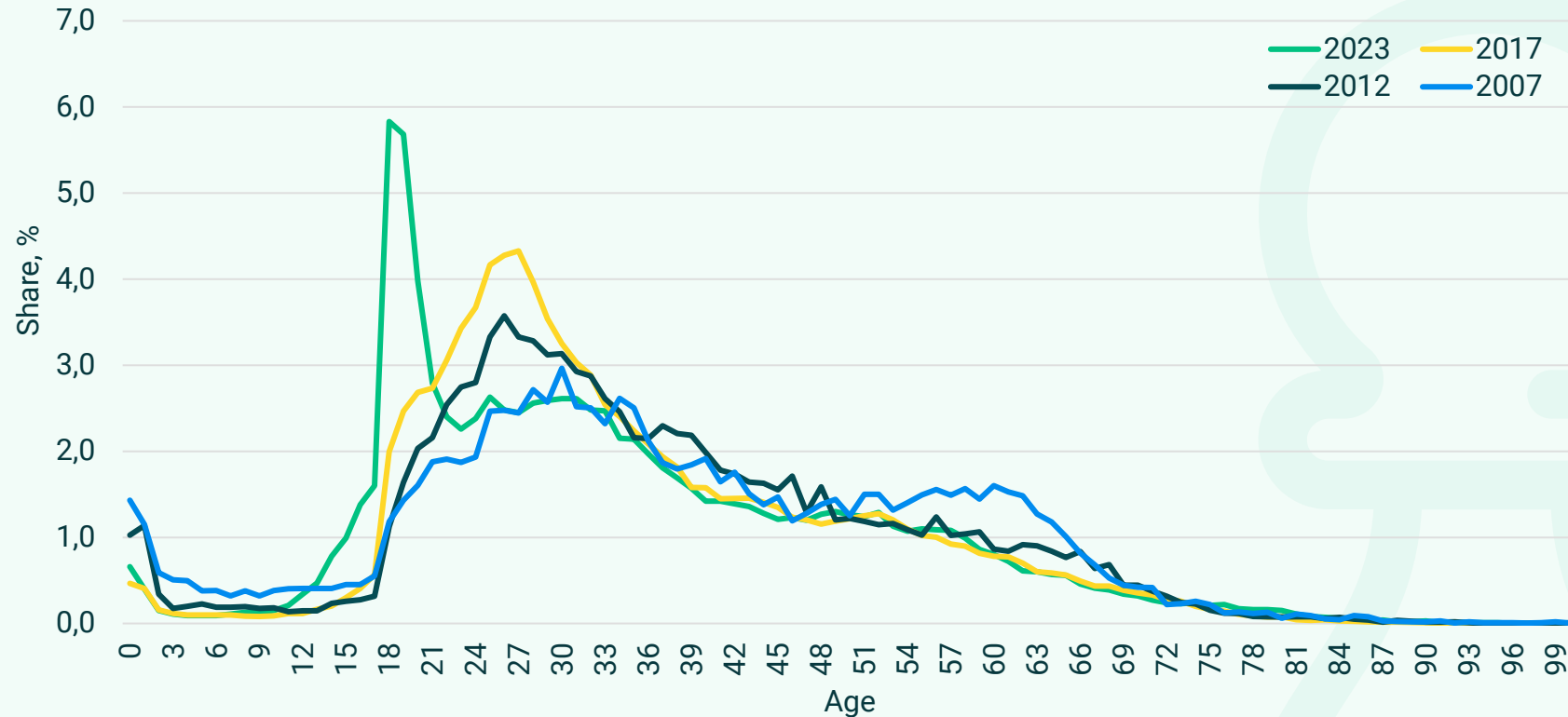
⁴⁾ The occupational pension market can be divided into traditional life and unit-linked insurance. Traditional life stands for 60 per cent and unit-linked for around 40 per cent. Avanza is active within unit-linked insurance outside of collectively agreed occupational pensions, which at the end of 2023 was valued at SEK 843 billion.

The largest Swedish participant in stock market transactions and turnover on Nasdaq OMX and First North

- Market share of 22.3% in terms of transactions and 8.8% of turnover in Q3 2024



Age distribution among new customers



Market penetration

Total share of Swedish population:
17.5% as of 1 November 2023

- ages 20-29: 32.9%
- ages 30-39: 33.3%
- ages 40-49: 24.8%

Highest penetration in urban areas.
Stockholm region, snapshot
(Women/Men) as of 1 November 2023:

- ages 20-29: 31%/44%
- ages 30-39: 35%/46%
- ages 40-49: 26%/36%
- ages 50-59: 22%/28%
- ages 60-69: 17%/21%

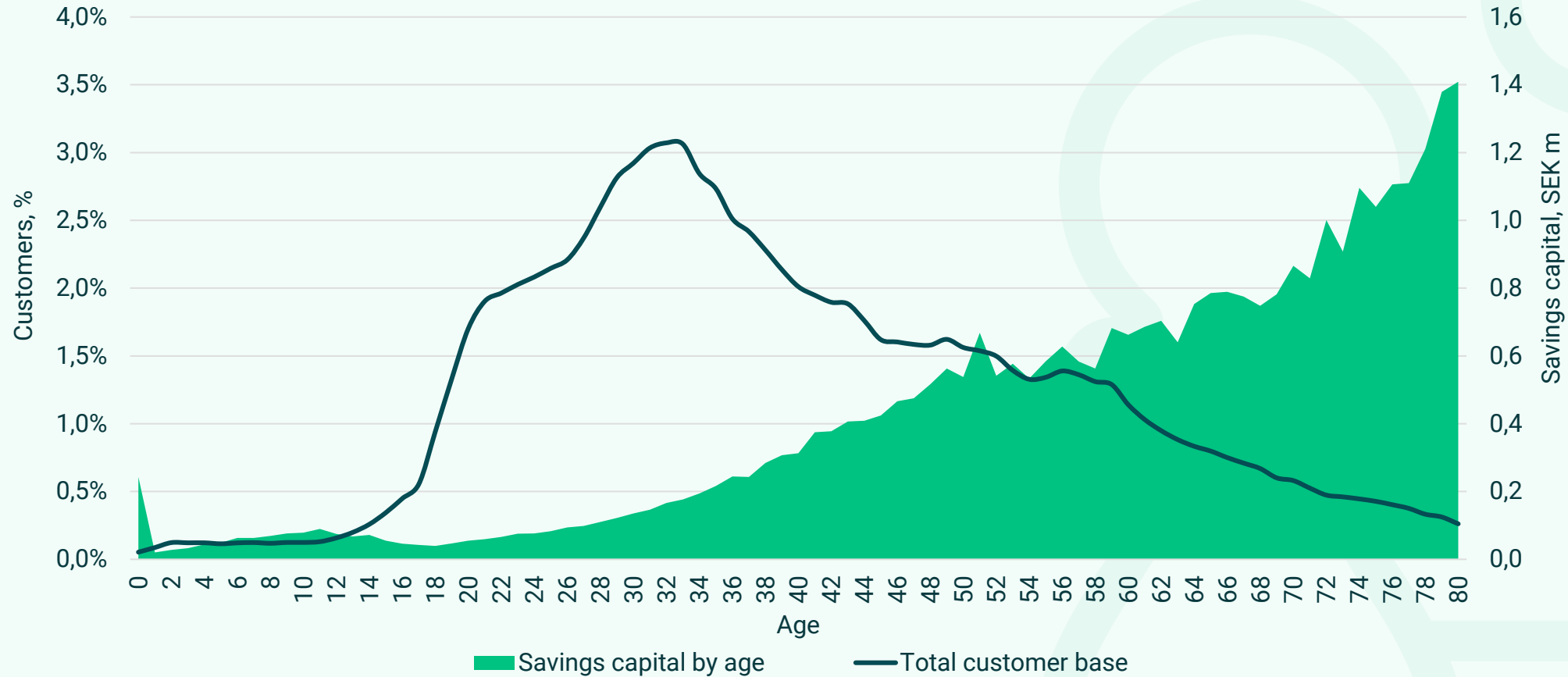
Source: SCB, November 2023

Potential in both existing and new customers

- Increasing share of wallet in existing customer base
- Continue to attract young people and keep them happy as wealth grows by age
- The broad offering makes us relevant for larger groups of people
- Increased savings among women
- Regulation and digitalisation have decreased friction, created more awareness and simplified self-directed financial management
- More reasons for people to take responsibility for their own savings as public pension and welfare systems are covering fewer needs
- Facilitate and inspire sustainable savings to attract a broader audience

Growth potential

Savings capital grow by age



31 December 2023

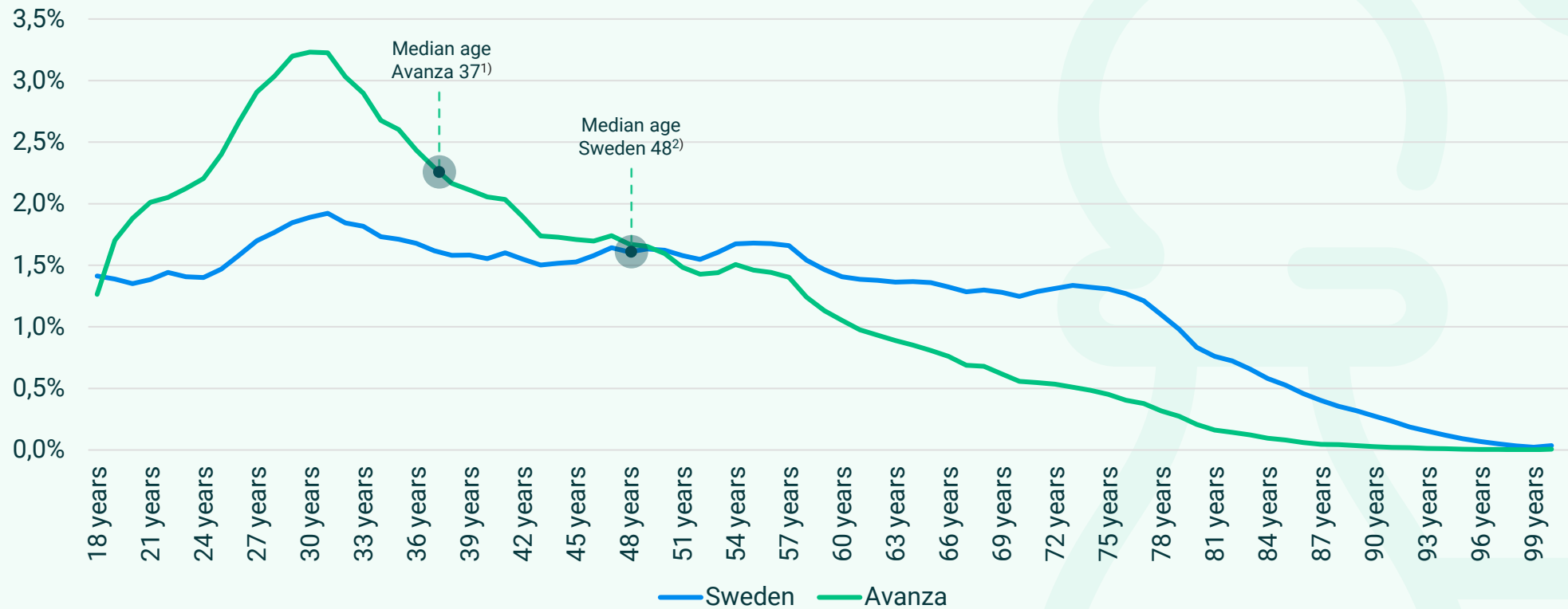
Average savings capital grow by number of years as a customer at Avanza



31 December 2023

Strong potential when wealth is transferred to the next generation

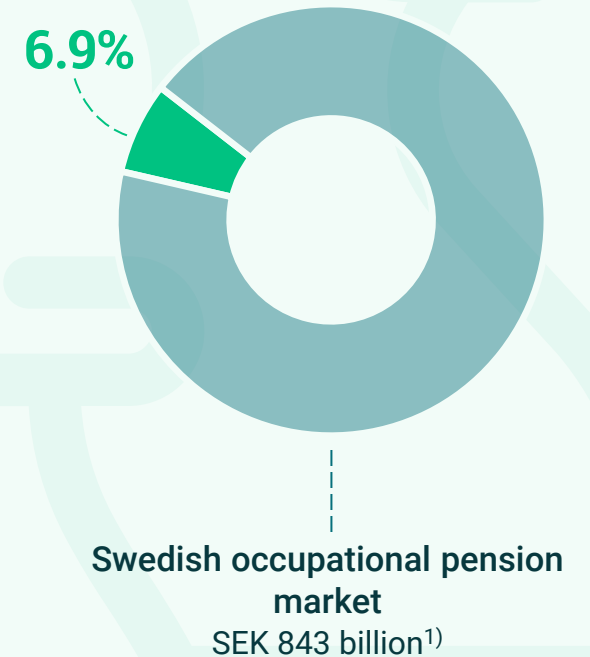
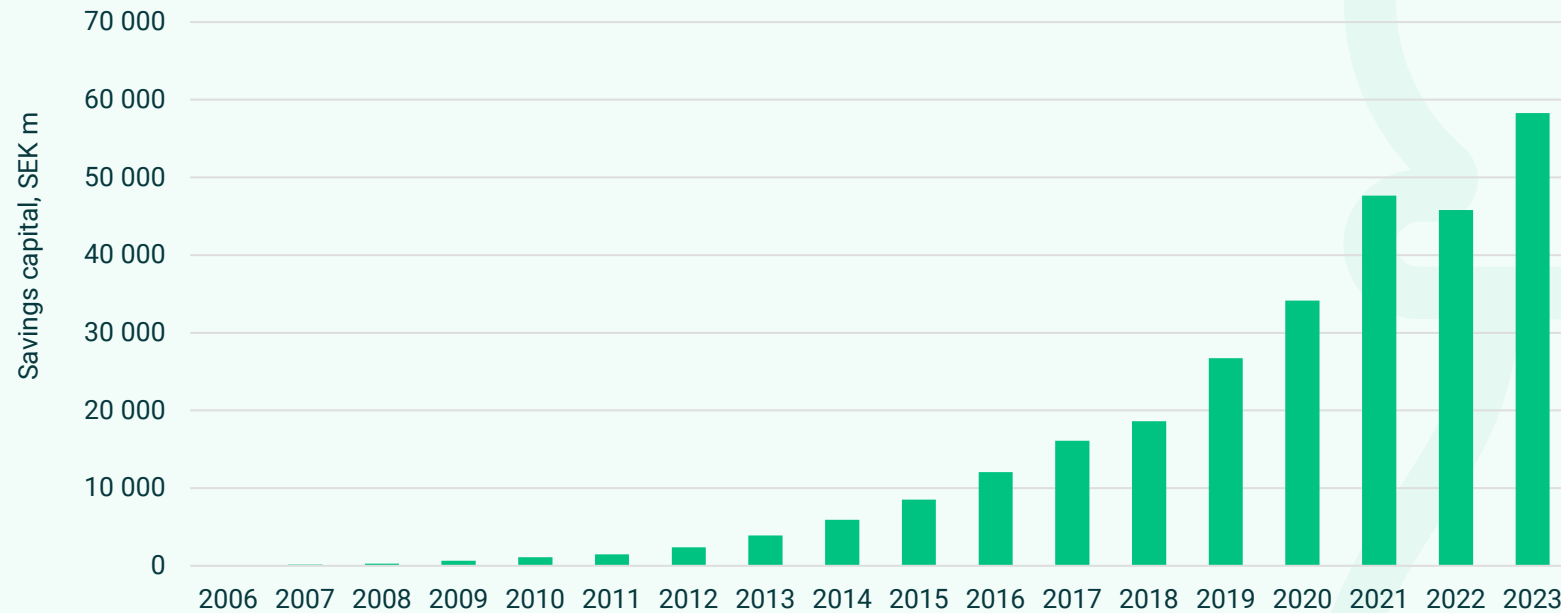
Age distribution Swedish population and Avanza's customers



1) 31 December 2023
2) SCB, November 2023

One of the fastest growing pension companies in Sweden

- Competitiveness with broad investment opportunities and no annual insurance fees
- The strong offer an advantage when the transfer right is improved to the benefit of the consumer



¹⁾ The occupational pension market can be divided into traditional life and unit-linked insurance. Traditional life stands for 60 per cent and unit-linked for around 40 per cent. Avanza is active within unit-linked insurance outside of collectively agreed occupational pensions, which at the end of 2023 was valued at SEK 843 billion.

Enabling customers to apply for mortgages from various external lenders

- Important part of customers' personal finances
- Frees up savings capital with other banks



¹⁾ SCB, 30 September 2024

Prepared to capture opportunities in a digitilised world...



Increasing digitalisation is leading to a more agile financial market.

openFinance

Data from different financial players can be easily shared with third parties by customer consent with the hope to make it easier for consumers to compare different products and switch to new providers.

SVERIGES RIKSDAG

A more mobile occupational pension market.



Increased transparency and consumer protection.

To summarise

Customer satisfaction and employee engagement create shareholder value over time

Long-term targets

- Customer satisfaction & Employee engagement
- Growth in customers and savings capital
- Profitability and effective management of the balance sheet

Business model

- More stable revenues through funds and mortgages
- High scalability
- Cost control vital
- Top modern IT platform and continued strong innovation

Customer proposition

- Cheaper, better and simpler offering
- High user experience
- Broad range of product
- Information, education and decision-making tools

Growth potential

- Strong potential in existing customer base
- Young customers a potential when wealth is transferred
- Public pension and welfare systems are covering fewer needs

Appendix

Operations	31
Financials	32-37
Balance sheet data	38-43
Contact details	44

Our targets for a sustainable future

Net zero emissions

Avanza's goal is to reduce scope 1, 2 and 3 emissions by 50 percent by 2030 and to achieve net zero emissions of greenhouse gases as soon as possible, by 2045 the latest. This includes emissions generated by the bank itself from energy consumption and business travels, as well as indirect emissions such as the investments made by our fund company.



Strengthen the sustainability rating in our customers' investments

We are continuously improving our decision tools, making it easier for our customers to make sustainable investments. Our goal is lower sustainability risk in our customers portfolios.

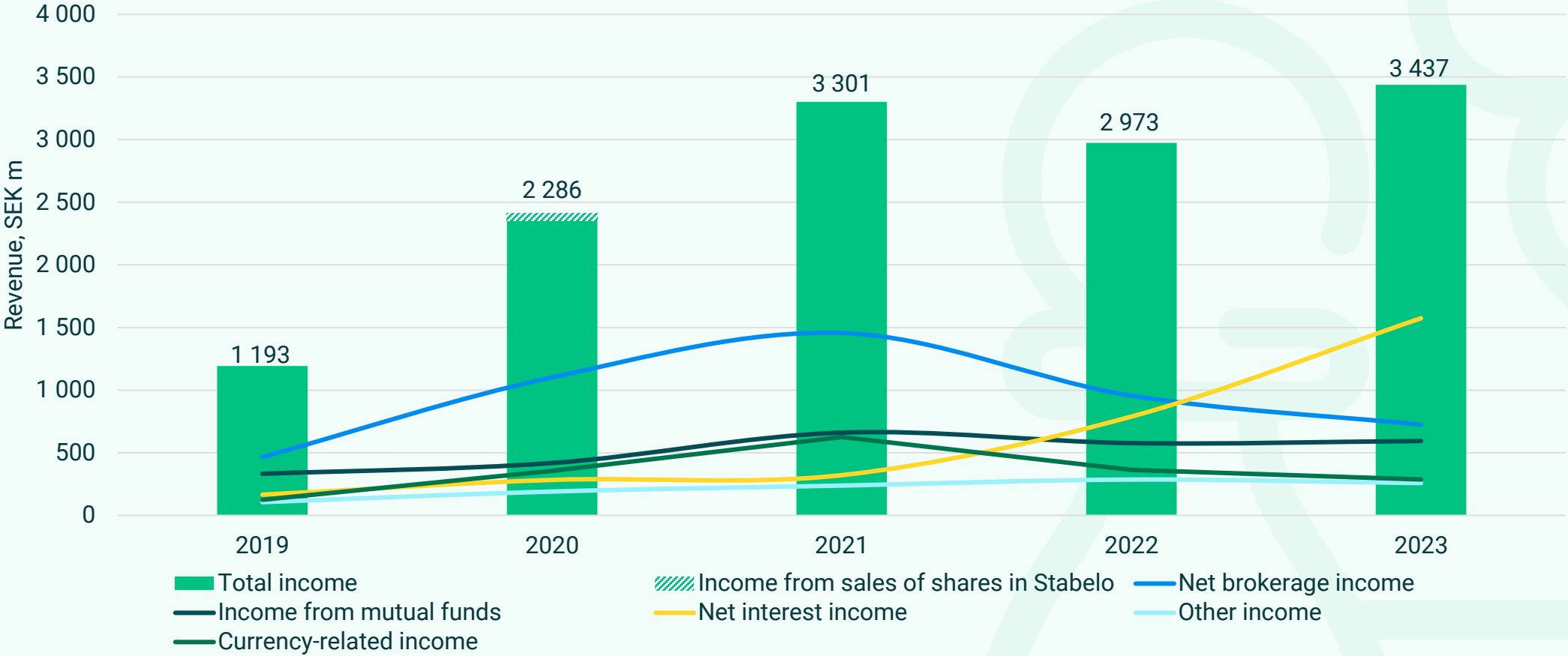
Increase gender equality in savings

The share of women on Avanza's platform today is 39 per cent. The share of savings capital they hold is only 26 per cent.

Financial overview

	2024 9M	2023 9M	Δ %	2023	2022	Δ %
Operating income, SEK m	2,838	2,555	11	3,437	2,973	16
Operating expenses, SEK m	-944	-842	12	-1,148	-1,031	11
Operating profit, SEK m	1,893	1,713	11	2,292	1,940	18
Operating margin, %	67	67	0	67	65	1
Income to savings capital ratio, %	0.44	0.48	-0.04	0.48	0.42	0.05
Costs to savings capital ratio, %	0.15	0.16	-0.01	0.16	0.15	0.01
ROE, %	38	39	-1	38	36	2
EPS, SEK	10.36	9.47	9	12.64	10.69	18

Long-term revenue development

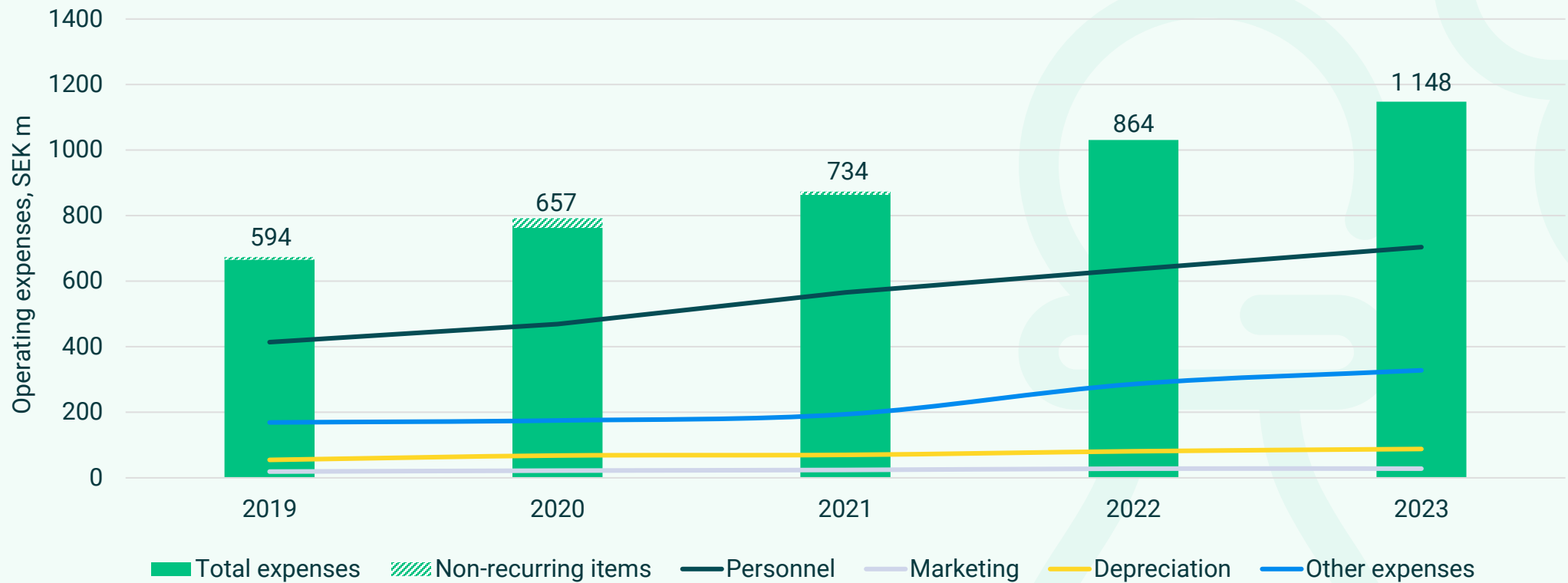


Income split 2024 9M

	SEK m	% of income
Net brokerage income	655	23
Fund commissions, net	546	19
Currency-related income, net	304	11
Net interest income	1,195	42
Other income, net ¹⁾	139	5
Total	2,838	100

1) Mainly income from Avanza Markets, compensation for distribution and stock lending, but also advertising sales, subscriptions and customer's add-on services.

Annual cost development



Costs 2024 9M

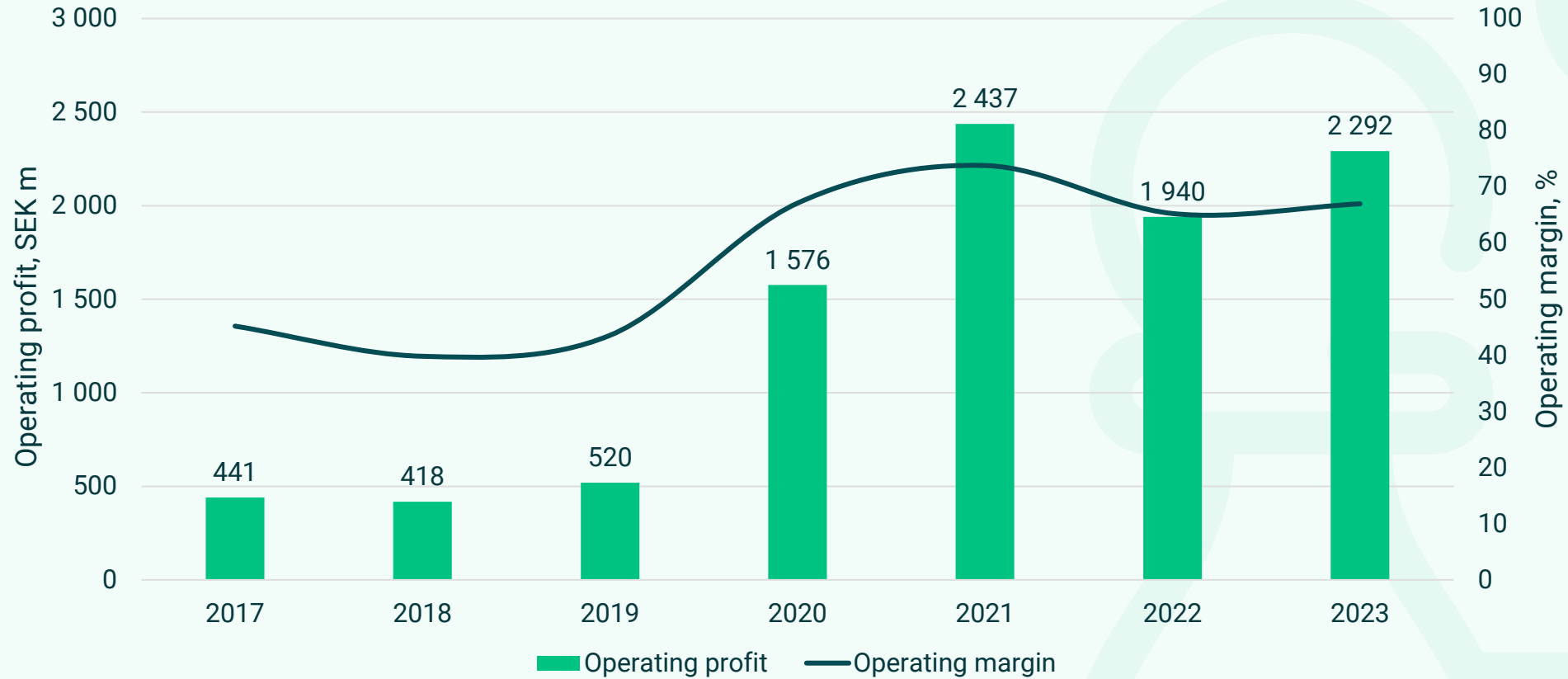
	SEK m	% of total costs
Personnel	-581	62
IT systems and licenses	-114	12
External services	-60	6
Marketing	-23	3
Depreciation, amortisation and impairment	-69	7
Other	-97	10
Total costs before credit losses	-944	100
Credit losses, net ¹⁾	0	

Comments

Regarding technology investments, our philosophy is to expense as much as possible through the income statement. Our aim is to maintain the balance sheet as clean and simple as possible, and we do not want to postpone costs.

¹⁾ Reported credit losses are attributable to calculations of expected credit losses according to IFRS9.

Operating margin at high levels



Balance sheet, 30 September 2024

Assets	SEK m	Liabilities & equity	SEK m
Lending to credit institutions ¹⁾	3,705	Deposits	67,213
Loans to the public	23,962	Liabilities in insurance operations	261,485
Bonds	33,645	Other liabilities	2,135
Assets in insurance operations	261,485	Shareholders' equity	
Other assets	13,736		5,700
Total assets	336,533	Total liabilities and shareholders' equity	336,533

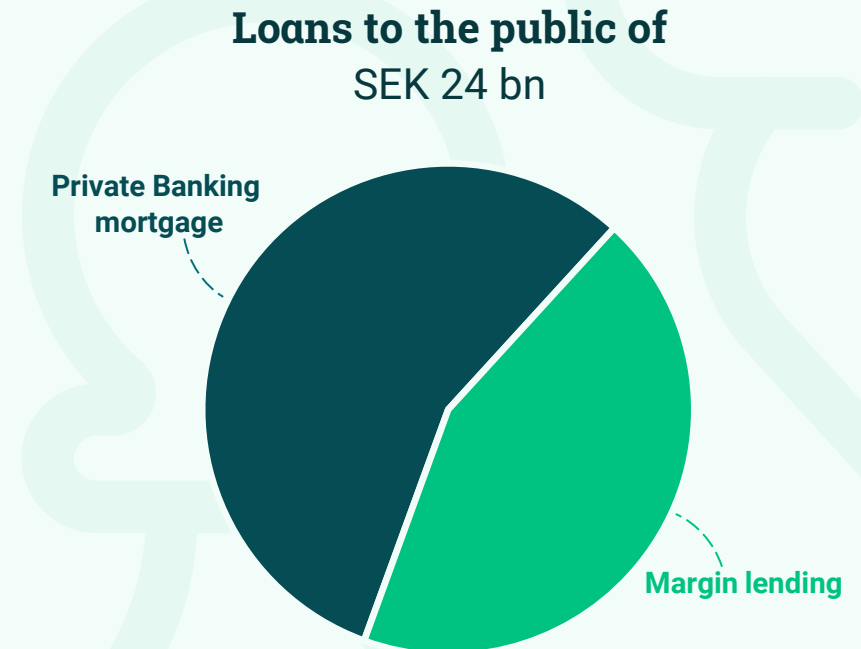
Comments

- Mainly self-financed through shareholders' equity and customer deposits
- Surplus-liquidity of SEK 48,139m invested in covered bonds, at the Riksbank and O/N
- The value of the insurance liabilities tracks the value of the insurance assets since the policyholders bear the direct investment risk. No products with guaranteed return is offered

1) Including balances at central banks and treasury bills eligible for refinancing.

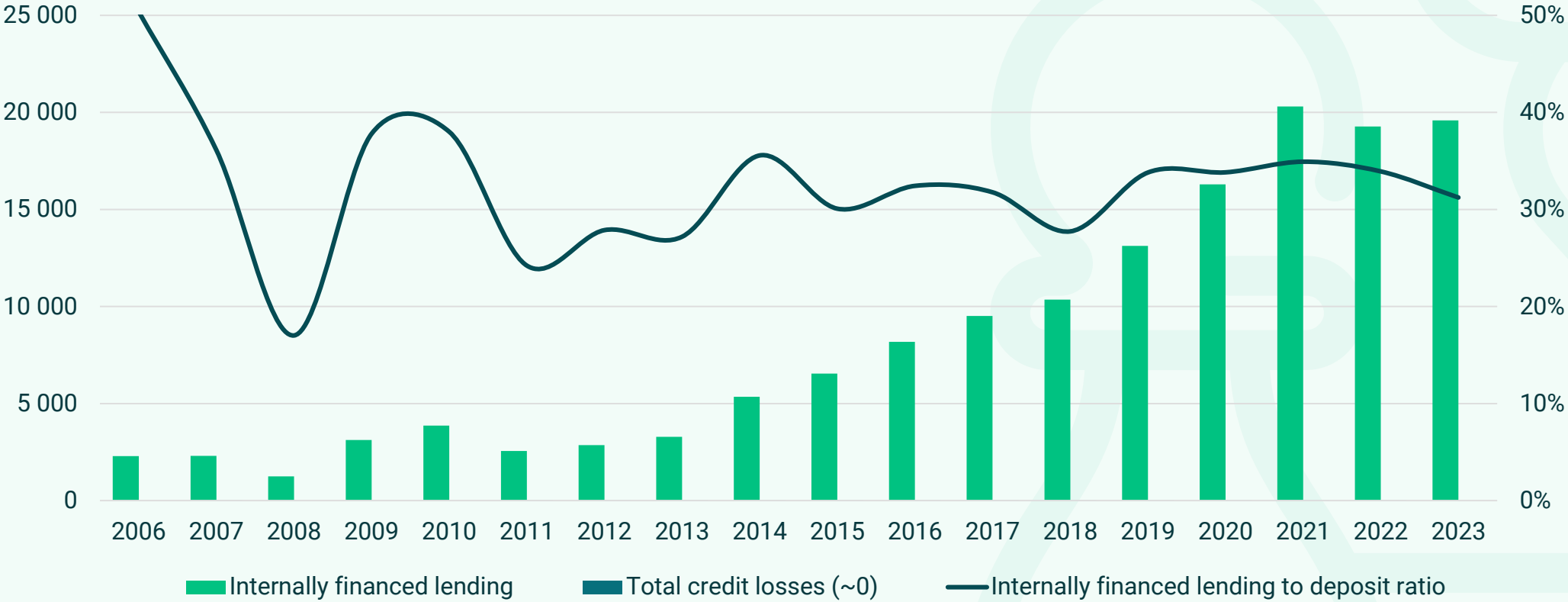
Low-risk loan book

- Funded through customer deposits spread across a very large number of households
- All lending is secured
- Mortgage lending limited to 25 per cent of liquidity
- Private Banking mortgage requires SEK 3 million of savings capital. Average loan-to-value of 40 per cent
- Margin lending with collateral in securities. No significant concentration of pledged securities. Average loan-to-value of 25 per cent
- No realised credit losses attributable to events after 2011



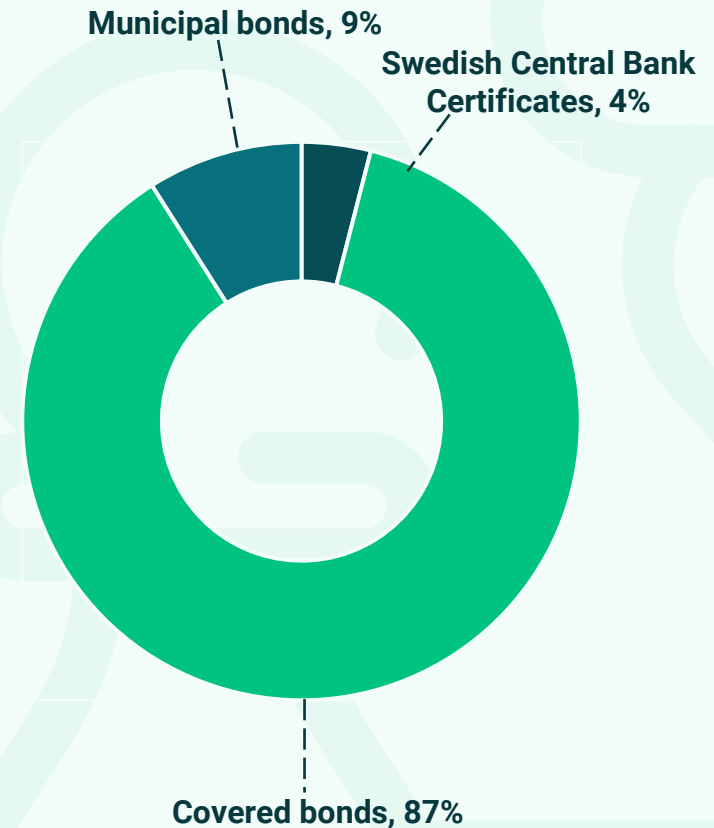
Low cost of risk with marginal credit losses, SEK m

- credit losses of 0.02% annually 2001 to 2023



Treasury portfolio composition

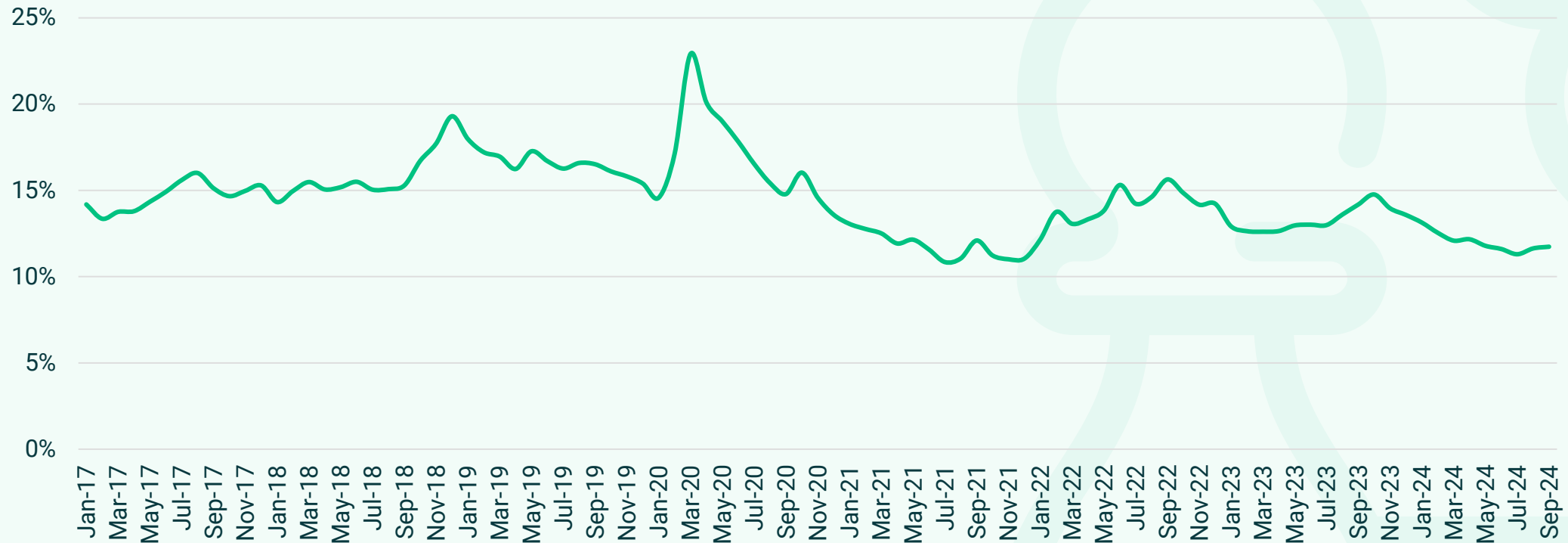
- Conservative credit profile
- All interest-bearing securities have the highest bond rating
- Balanced maturity structure
- Exposure in SEK
- All securities can be pledged to the Swedish Central Bank



31 December 2023

Stable share of liquidity of total savings capital

- Deposits from the public are considered one of the most secure sources of financing
- Liquidity risk is reduced as deposits are spread across a very large number of households



Strong capital position

	30 September 2024	31 December 2023
Total capital requirement, % ¹⁾	18.2	18.2
Capital surplus, %	6.5	6.5
Total capital ratio, %	24.7	24.7
Leverage ratio,% ²⁾	4.8	5.0
Capital surplus after LR-requirement and P2-guidance	1.3	1.5

1) Including external buffers and Pillar 2 requirements.

2) Requirement of 3%.

Historical financial key data 2001–2024 is available in Excel at: avanza.se/keydata

ir@avanza.se
[More contact details](#)

